

# 'Our kitchen is always clutter-free'

Anne and Norman Paterson can't stand their stuff being on show, so there's a place for everything in their new kitchen

£13,200 kitchen makeover

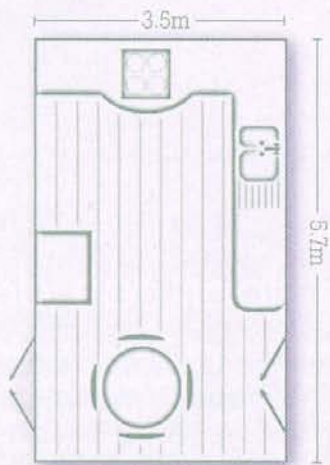


## Before

The pine units were no longer to the Patersons' taste and the peninsular unit cut the room in two, making it feel cramped. The cupboards were stuffed with kitchen gadgets the couple had accumulated

Anne and Norman Paterson really enjoy entertaining, but having fallen out of love with the kitchen in their three-bedroom house in Glasgow, they found they were inviting friends and family over less and less often. They wanted a kitchen they could be proud of - and

there were some important criteria to consider - the main one being that the new room needed to be smart and clutter-free. 'We like to sit with guests in our conservatory, which has glass doors leading from the kitchen,' says Anne. 'We didn't want to be sitting in there looking at untidy surfaces, so the new kitchen had to have enough units to hide everything away.'




**THE NEW LAYOUT** An L-shaped run of units makes the kitchen feel much more spacious and frees up floor space along one wall for the fridge and a pull-out larder

### What was wrong with the style of the old kitchen?

The pine units had a country look and, although it was one of the features that really sold the house to us back in 1996, our taste has changed drastically over the years. The old kitchen no longer fitted in with the contemporary feel that we've used for the rest of the house. We'd been planning and saving up for our new kitchen for ages, but the more time went on the longer our wish list got!



**LINEAR HANDLES** Simple bar handles in stainless steel accentuate the streamlined design of the kitchen



## GLASS SPLASHBACK

To continue the simple look of the kitchen, Anne chose a clear glass splashback for the hob rather than introducing a different colour.

## After

With its glossy cappuccino units, the new kitchen is sleek and streamlined. The peninsular unit has been removed, freeing up floor space and creating a more spacious feel. Anne and Norman wanted a clutter-free kitchen so chose a mix of cupboards and extra-long drawers to store all their gadgets. 'We love the simple style of the units and, with everything hidden away, it always looks so tidy,' says Anne



'We didn't know curved units existed, so when we saw these at an exhibition we were hooked,' says Anne. 'The curve makes a stylish end to the run – and there are no corners to bump into!'

## What else was on the wish list, apart from a clutter-free look?

We wanted lots of storage space to hide all the gadgets we'd collected over the years. The three double-length curved drawers under the hob are perfect for this and we can find everything easily, too.

## Why did you choose cappuccino-coloured gloss units?

We saw them at the Ideal Home

Show Scotland at the Scottish Exhibition Centre in Glasgow and just loved them. We like the fact that it's a soft, soothing shade that won't date – it also tones well with our cream sofa and chairs in the conservatory.

## Who came up with the idea of curved units?

We'd always wanted curved worktops – we were fed up with »

## What it cost

Units.....	£6,500	Sink & tap.....	£365
Worktops.....	£3,124	Appliances.....	£2,272
Flooring.....	£960	<b>Total.....</b>	<b>£13,221</b>

bumping into sharp corners – but we didn't know we could get curved units until we saw the roomset at the Ideal Home Show Scotland. When we finally discussed our ideas with a kitchen designer, we included these in our long wish list and he was able to turn our scribbled drawings into reality.

### Did the work go smoothly?

Yes – it all went to plan and the whole process took just four weeks from start to finish.

The kitchen designer managed the project and co-ordinated the various tradespeople, which made the whole experience relatively stress-free for us.

### What are your favourite bits?

There are so many! It's great having so much storage, and we love the clean lines of the ceramic hob and the sleek, polished worktops. But my ultimate favourite has to be the built-in oven – the door is retractable so it doesn't get in my way when I'm getting food out of the oven.

### Any tips to pass on?


Shop around. Cheapest doesn't necessarily equal the best – I strongly believe you get what you pay for. We were also glad we used a kitchen designer as it resulted in much less stress for us and minimal disruption. ■

## WHERE TO BUY IT ALL

Avant Cappuccino units, from £200 for a 600mm base unit; Palladio Sand composite stone worktops, £568 per linear m; undermount single bowl sink, £125; Oberon Monobloc sink mixer, £240; all Second Nature range, Rota Installations. Sycamore wood-effect vinyl flooring, £60 per sq m, Karndean. Ceramic hob, £586; electric single oven, £665; canopy hood, £136; integrated dishwasher, £447; all Neff. Integrated fridge-freezer, £438, Hotpoint. Teal Optical wine glass set, £15 for four, Next



The pull-out larder provides lots of easy-to-access storage space. 'It's great as I can see all my groceries at once,' says Anne



The wide, curved drawer unit houses some of the couple's many kitchen gadgets and is an eye-catching detail

## IDEAS TO STEAL



**MICROWAVE CUPBOARD** To save space on the worktop, the microwave sits in a unit above the oven. The door pulls out and up for easy access



**SLIDE-AND-HIDE OVEN DOOR** There's no danger of bumping into this oven door when it's open – it slides under the oven and out of the way



**BUILT-IN IRONING BOARD** This clever ironing board fits in a pull-out drawer under the worktop and folds right out to full length

£13,200 kitchen makeover